

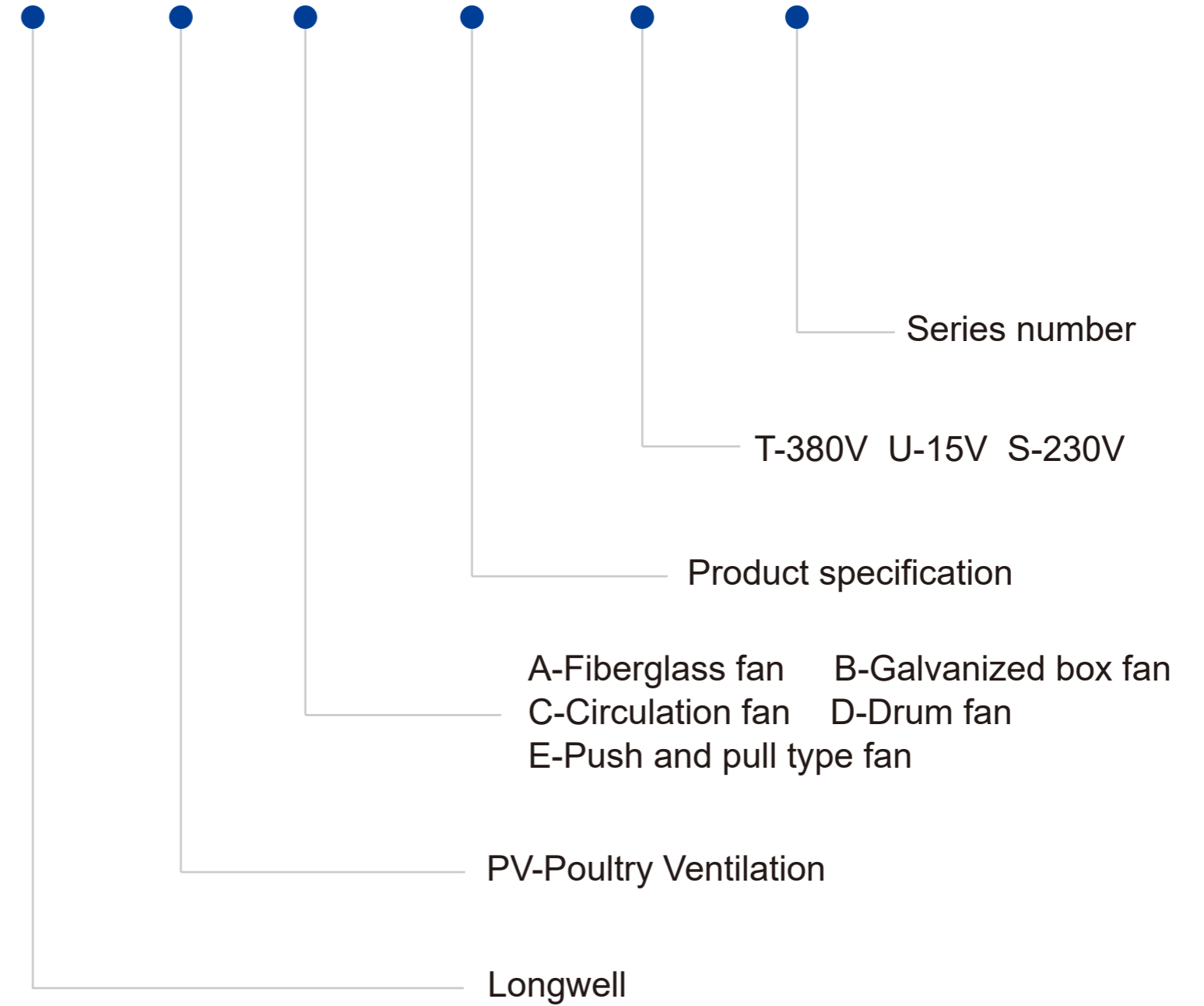
# Poultry Ventilation Fans

Professional HVAC Fan & Motors Manufacturer



## Type Code


LW PV A 800 S - 01



# Push And Pull Type Fan

(Push-pull type)

Model	Height (mm)	Width (mm)	Thickness (mm)
LWPVE-800T -01	800	800	450
LWPVE-1000T -01	1000	1000	450
LWPVE-1100T -01	1100	1100	450
LWPVE-1380T -01	1380	1380	450
LWPVE-1530T -01	1530	1530	450



## Product Characteristic

High Class Fan is composed of a blade, motor, outer frame protecting nets and supporting frames and shutters. The shutters are opened by the Push-pull Centrifugal system. The major parts are made of galvanized steel sheets (180g/275g/m2 zinc coating) and stainless steel sheets. Based on sound aerodynamic principles, wind resistance is minimized and efficient airflow is achieved. All products are used in a wide range of settings, including various types of farms, greenhouses and factory buildings.



## Technical Specifications


Model	Diameter of blades(mm)	Blades speed(RPM)	Motor speed(RPM)	Air flow (m³/h)	Total pressure (Pa)	Noise [dB(A)]	Input power(W)	Rated voltage(V)
LWPVE-800T -01	710(28")	650	1400	18000	60	≤70	370	380
LWPVE-1000T -01	910(36")	650	1400	26000	60	≤70	550	380
LWPVE-1100T -01	1000(40")	600	1400	33000	70	≤70	750	380
LWPVE-1380T -01	1270(50")	440	1400	43500	56	≤70	1100	380
LWPVE-1530T -01	1400(55")	420	1400	51000	56	≤75	1500	380

# Push And Pull Type Fan

(Hammer type)

## Product Characteristic

Fans mainly consists of blade, motor, frame, protect net, bracing cage, shutters. The motor drives blade to cause air flow and louver window can open and close automatically to keep the dust from entering.



## Mainly Applications



Model	Height (mm)	Width (mm)	Thickness (mm)
LWPVE-600(24")T -01	600	600	370
LWPVE-800(29")T -02	800	800	400
LWPVE-900(30")T -01	900	900	400
LWPVE-1000(36")T -01	1000	1000	400
LWPVE-1100(40")T -02	1100	1100	400
LWPVE-1220(44")T -01	1220	1220	400
LWPVE-1380(50")T -01	1380	1380	400
LWPVE-1530(56")T -02	1530	1530	400

## Technical Specifications

Model	Diameter of blades(mm)	Blades speed(RPM)	Motor speed(RPM)	Air flow (m³/h)	Total pressure (Pa)	Noise [dB(A)]	Input power(W)	Rated voltage(V)
LWPVE-600(24")T -01	500	680	1400	6500	60	≤60	370	380
LWPVE-800(29")T -02	710	660	1400	22000	60	≤60	370	380
LWPVE-900(30")T -01	750	630	1400	28000	65	≤65	550	380
LWPVE-1000(36")T -01	900	610	1400	30000	70	≤70	550	380
LWPVE-1100(40")T -02	1000	600	1400	32500	70	≤70	750	380
LWPVE-1220(44")T -01	1100	460	1400	38000	73	≤70	1100	380
LWPVE-1380(50")T -01	1250	439	1400	44000	56	≤70	1100	380
LWPVE-1530(56")T -02	1400	325	1400	55800	60	≤70	1500	380

# Frp Aluminum Blade Fan

## Product Characteristic

- This fiberglass fan is suitable for pig and poultry farms with corrosive gases.
- The fiberglass shell is extremely strong, corrosion-resistant, non-deformable, and non-fading.
- The horn-shaped exhaust port is highly resistant to impact, increasing performance by 10%.
- The aluminum blade is designed with a serrated edge to effectively reduce noise and improving efficiency.
- High-quality imported bearings ensure smooth and efficient operation of the blades.
- It features a car-type belt tensioner that can be lubricated, and a high-quality and efficient motor (optional).



Cast aluminum blades



PA66+GF Blades



Belt-Driven system



Direct-Driven System



High efficiency Motor

# Frp Cone Fan

## Product Characteristic

Fiberglass fan is widely used in corrosive gas place like piggery farm, poultry farm

Specification:

- UV resistant fiberglass housing
- Fiberglass cone standard on all fans, can improve 10% efficiency
- Aluminum blade with sawtooth design, reduce the noise
- High quality imported pillow block bearings
- Automotive style belt tensioner
- Higher quality motor will be available



Belt-Driven system



Fan shutter



Direct-Driven System

Model	Voltage frequency/phase	Complete size LXHXW(mm)	Size with cone LXHXW(mm)
LWPVA-1460T(S) -01	380V/220V 50Hz/60Hz 3/1	1460×1460×500	1460×1460×1270
LWPVA-1260T(S) -01		1260×1260×560	1260×1260×1200
LWPVA-1060T(S) -01		1060×1060×560	1060×1060×1160
LWPVA-850T(S) -01		850~850~450	850×850×950
LWPVA-660T(S) -01		660×660×450	
LWPVA-560T(S) -01		560×560×450	


## Technical Specifications

Model	Propeller Dia. [Mm/(Inch)]	Blades QTY	Propeller material	Rated speed(R/min)	Air capacity [m³/h/(CFM)]	Rated power (KW/HP)	Noise [dB(A)]
LWPVA-1460T(S) -01	1250/(50")	6	Fiberglass	520	44000(26000)	1.1/1.5	60-70
LWPVA-1260T(S) -01	1080/(43")	6	Fiberglass	520	40000(23500)	0.75/1	60-70
LWPVA-1060T(S) -01	880/(36")	6	Fiberglass	520	28000(16600)	0.55/0.75	60-70
LWPVA-850T(S) -01	660/(25")	6	Fiberglass	700	13000(7700)	0.37/0.5	60-70
LWPVA-660T(S) -01	480/(19")	6	Fiberglass	950	10000(4100)	0.37/0.5	60-70
LWPVA-560T(S) -01	380/(15")	6	Fiberglass	950	8000(3000)	0.37/0.5	60-70

# High Strength Wet Curtain

## Product Characteristic


Corrugated paper special treatment, high structural strength, corrosion resistance, long service cycle; With excellent permeation and water absorption, which can ensure that water evenly through the whole wet curtain wall; The specific three-dimensional space structure provides the maximum evaporation surface area for the heat exchange between water and air Aluminum alloy & Galvanized Metal Frame optional.



## Wet Curtain Frame



Galvanized Metal Frame

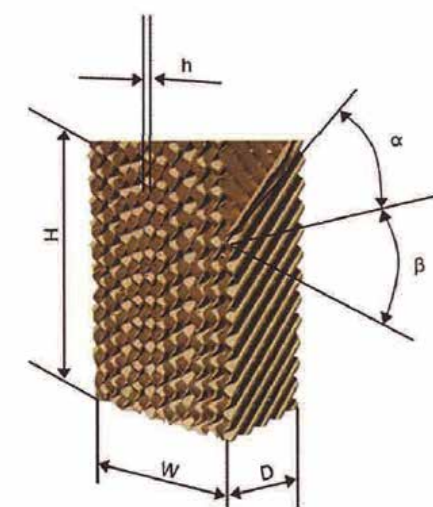


Stainless steel Frame



Cast aluminum Frame

## Wet Curtain Specifications & Size



Model	7090	7060
H(mm)	1500.1800.2000	1500.1800.2000
W(mm)	900.600.300	900.600
D(mm)	100.150.200.300	100.150.200.300
h(mm)	7	5
$\alpha(^{\circ})$	45	45
$\beta(^{\circ})$	45	45

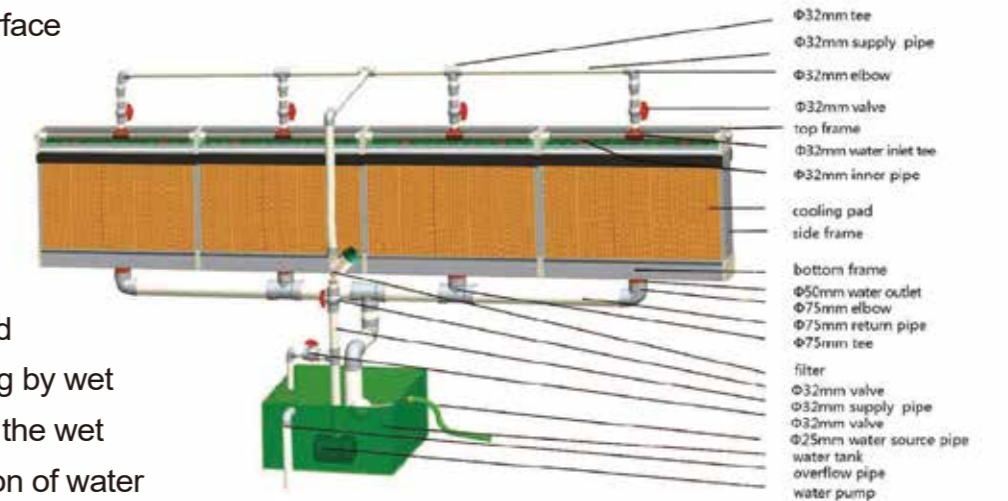


H:Height W:Width  
D:Thickness h:Flute high  
 $\alpha$ :Across angle (1)  
 $\beta$ : Across angle (2)

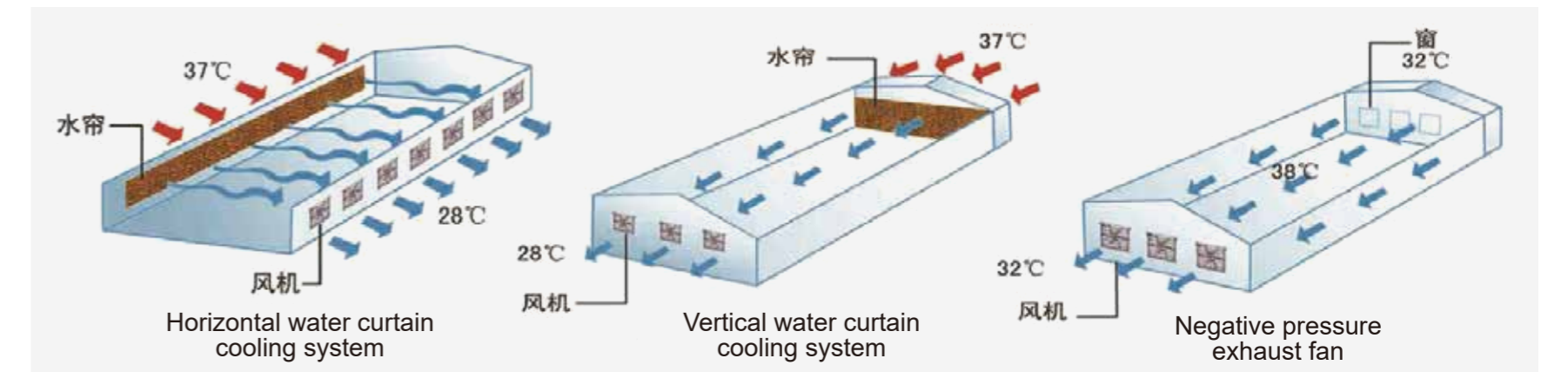
# High Strength Wet Curtain

## Mounting Instructions for Wet Curtain

The wet curtain has a thin layer of water film on the surface of its corrugated fiber paper. When the hot and dry outdoor air is drawn through the paper pad by the fan, the water on the water film absorbs the heat in the air and evaporates into water vapor. In this way, the processed cool and moist air enters the indoor environment. This natural process is similar to the wind blowing over the water surface. The principle of cooling by wet curtain utilizes the effective combination of the fan and the wet curtain to artificially reproduce the physical phenomenon of water evaporation and cooling in nature, achieving the purpose of cooling.



## Fan, Wet Curtain Ventilation Cooling Diagram



## Mainly Applications



## The Wind Window Side Wall

### Product Characteristic

Seal tight, side open installation, length can be customized. Adopt polyb, ABS, new material, three kinds of materials, can be made to order.



## Air Inlet

### Product Characteristic

Negative pressure automatic open window, open and close sensitive and convenient, automatic maintenance of indoor and outdoor pressure difference, and can make the outside light become soft, plate adopts domestic famous brand, good light transmittance and not easy to deformation; Rotating shaft adopts solid stainless steel aperture, opening and closing is stable and reliable; Pulling and opening parts can be added to control opening and closing by winch; Black counterweight block surface after 6 times of treatment, anti-corrosion, anti-rust; OEM Size available.



## Ceiling Ventilation Window

### Product Characteristic

ABS engineering plastic and PVC plastic material processing and become, have double insulation effect, is the best choice of ventilation suction a top, corrosion resistance, anti-aging, deformation, tightly closed and open easily, length can be customized.



## Poultry Light Filter

### Product Characteristic

It is refined by injection molding and non glare PVC material. Durable resistance to sunlight, chemical resistance, high pressure cleaning; Reasonable design, can assemble different size, easy installation, efficient reduction of light; The outer frame is made of stainless steel frame and galvanized outer frame;

